


Sarvodaya Shikshan Mandal's



Sardar Patel Mahavidyalaya

Ganj ward, Chandrapur, Maharashtra

re-accredited grade "B" with 2.85 CGPA

AQAR

For the session

2011 - 2012

NAAC Institutional Quality Sustenance and Development Survey

[Exit this survey](#)

2.

1. Kindly provide the details of the institution

Name of Institution:

Year of Establishment of the Institution:

Address Line 1:

Address Line 2:

City/Town:

State:

Postal Code:

Email Address:

2. NAAC Accreditation/ Reaccreditation Details

Year of Accreditation/ Reaccreditation:

Current Grade:

CGPA:

3. Institutional Status **4. Contact Person Details**

Name of Head of Institution:

Contact Phone:

Email:

Website URL:

Name of IQAC Co-ordinator

Email:

3.

SECTION I

This section is related to institutional goals, vision and mission, academic programmes and activities, strategies and action plans for institution building.

5. Number of academic programmes existing (Enter a number; 0 for nil)

| | |
|--|---------------------------------|
| Undergraduate (BA/B.Sc./B.Com etc.) | <input type="text" value="12"/> |
| Post Graduate (MA/M.Sc./M.Com etc.) | <input type="text" value="17"/> |
| Research Programmes (M.Phil/P.hD) | <input type="text" value="1"/> |
| Certificate Programmes | <input type="text" value="5"/> |
| Professional Programmes (B.Tech/M.Tech/B.Ed/M.Ed/Medicine/Pharmacy/Paramedical/Nursing etc) | <input type="text" value="0"/> |
| Other value added programmes | <input type="text" value="6"/> |
| Any other programme offered (Specify) | <input type="text" value="0"/> |

6. Details on Programme Development (Enter a number; 0 for nil)

| | |
|--|--------------------------------|
| New programmes added during the year | <input type="text" value="1"/> |
| New programmes designed | <input type="text" value="0"/> |
| Programmes under revision | <input type="text" value="0"/> |
| Interdepartmental collaborative programmes | <input type="text" value="0"/> |
| Inter institutional collaborative programmes | <input type="text" value="1"/> |
| Number of review committee recommendations implemented (Total) | <input type="text" value="0"/> |
| Number of NAAC peer team recommendations implemented | <input type="text" value="3"/> |
| Number of UGC/any other expert committee recommendations implemented | <input type="text" value="0"/> |
| Number of review | |

committee recommendation under implementation

Number of NAAC peer team recommendations under implementation

Number of UGC/ any other expert committee recommendations under implementation

7. Faculty Details (Enter a number; 0 for nil)

Total faculty strength required as per norms for all programmes

Total faculty on rolls

Faculty added during the year

Faculty positions vacant

Faculty left during the year

Total number of visiting faculty

Total number of guest faculty

8. Qualification of Faculty

PhD and Above

MPhil

Masters

Any other (Specify)

9. Faculty qualification improvement

PhD awarded to existing faculty

MPhil awarded to existing faculty

Any other degree awarded to existing faculty

10. Administrative Staff Details (Enter a number; 0 for nil)

Administrative staff (total sanctioned)

Administrative staff

(Actual strength)

Added during the year of reporting

Left during the year

Number of posts vacant

11. Technical Support Staff Details (Enter a number; 0 for nil)

Technical Support Staff (Total sanctioned strength)

Technical Support Staff (Actual strength)

Added during the year

Left during the year

Number of posts vacant

[Prev](#)

[Next](#)

NAAC Institutional Quality Sustenance and Development Survey

Exit this survey

4.

SECTION II

This section surveys the quality sustenance and development activities during the year taken up by IQAC.

It reflects quality management structure, strategies, and processes which would enhance academic quality of the institution as perceived by faculty, students, alumni, and other stakeholders (social perception of the institution) inline with the vision, mission and goals of the institution.

12. Establishment details

Year of establishment of IQAC

DD MM YYYY

/ /

13. Composition of IQAC (Enter a number; 0 for nil)

Number of IQAC members

Number of Alumni in IQAC

Number of Students in IQAC

Number of Faculty in IQAC

Number of Administrative Staff in IQAC

Number of Technical Staff in IQAC

Number of Management Representatives

Number of External experts in IQAC

Number of any other stakeholder and community representatives

14. IQAC Meetings

Number of IQAC meetings held during the year

15. Whether Calendar of activities of IQAC formulated for the academic year

16. IQAC Plans for Development (Enter a number; 0 for nil)

Number of academic programmes proposed

Number of value added programmes proposed

Number of skill oriented programmes proposed

Number of faculty competency and development programmes proposed

Number of other staff development programmes proposed

Number of student mentoring programmes proposed

Number of co-curricular activities proposed

Number of inter departmental cooperative schemes proposed

Number of community extension programmes proposed

Any other programmes proposed (Specify)

17. IQAC Plans for development & Implementation (Enter a number; 0 for nil)

Number of academic programmes implemented

Number of value added programmes implemented

Number of skill oriented programmes implemented

Number of faculty competency and development programmes implemented

Number of other staff development programmes implemented

Number of student mentoring programmes implemented

Number of co-curricular activities implemented

Number of inter departmental cooperative programs implemented

Number of community extension programmes implemented

Any other programmes suggested that are implemented (Specify)

18. IQAC Seminars and Conferences (Enter a number; 0 for nil)

Number of seminars/ conferences/ workshops organized by IQAC within the institution

Number of participants from the institution

Number of participants from outside

Number of external experts invited

Number of external conferences/seminars/ workshops on institutional quality attended

Number of events conducted with IQACs of other institutions as collaborative programmes

19. Did IQAC receive any funding from UGC during the year ?

Yes

No

20. If the response to Qn. 18 is Yes, please provide the amount received from UGC - (Input 0 - if NA/NIL-) Any other source including internal financial support from the management (Specify amount)

Amount Received from UGC

Amount Received from any other source including the college management

21. Any significant contribution made by IQAC on quality enhancement during

current year (Please provide details in bullet format)

* Seminar on performance based self appraisal
* Analysis of students feedback
*Academic activities

Prev

Next

NAAC Institutional Quality Sustenance and Development Survey

Exit this survey

5.

SECTION III

In this section the events, activities, and outputs in the field of research and academic areas are being surveyed.

22. Academic Programmes

| | |
|--|----------------------------------|
| Number of new academic programmes developed or designed by faculty | <input type="text" value="3"/> |
| Number of faculty members involved in curriculum restructuring/revision/syllabus development | <input type="text" value="8"/> |
| Number of programmes in which evaluation process reformation taken up and implemented | <input type="text" value="2"/> |
| Number of active teaching days during the current academic year | <input type="text" value="182"/> |
| Average percentage of attendance of students | <input type="text" value="90"/> |
| Percentage of classes engaged by guest faculty and temporary teachers | <input type="text" value="10"/> |
| Number of self financed programmes offered | <input type="text" value="34"/> |
| Number of aided programmes offered | <input type="text" value="3"/> |
| Number of programmes discontinued during the year | <input type="text" value="0"/> |

23. Whether any systematic student feedback mechanism is in place ?

Yes

24. Feedback Details (If answer to Question 20 is Yes)

www.surveymonkey.com/s.aspx?sm=mthPIK1zN2F7W50L6ATqWbw9VfNP5J7YUdqWh2RUvma...

Percentage of
courses where
student feedback is
taken

25. Is feedback for improvement provided to the faculty?

26. Faculty Research, Projects, and Publication details for the year

Number of major research
projects undertaken during
the year

Number of minor research
projects undertaken during
the year

Number of major ongoing
projects

Number of minor ongoing
projects

Number of major projects
completed

Number of minor projects
completed

Number of major project
proposals submitted for
external funding

Number of minor project
proposals submitted for
external funding

Number of research
publications in peer
reviewed journals

Number of research
publications in
international peer reviewed
journals

Number of research
publications in national
peer reviewed journals

Number of research
papers accepted for
publication in international
peer reviewed journals

Number of research
papers accepted for

| | |
|---|----|
| publication in national peer reviewed journals | |
| Average of impact factor of publications reported | 1 |
| Number of books published | 12 |
| Number of edited books published | 6 |
| Number of books (single authored) published | 7 |
| Number of books (coauthored) published | 5 |
| Numbers of conferences attended by faculty | 72 |
| Number of international conferences attended | 5 |
| Number of national conferences attended | 20 |
| Number of papers presented in conferences | 10 |
| Number of papers presented in international conferences | 1 |
| Number of papers presented in national conferences | 10 |
| Number of conferences organized by the institution | 3 |
| Number of faculty acted as experts resource persons | 7 |
| Number of faculty acted as experts resource persons - international | 0 |
| Number of faculty acted as experts resource persons- national | 2 |
| Number of collaborations with international institutions | 1 |
| Number of collaborations with national institutions | 0 |
| Number of linkages created during the year | 1 |

| | |
|--|-------------------------------------|
| Total budget for research for current year as a percentage of total institution budget | <input type="text" value="1"/> |
| Amount of external research funding received in the year | <input type="text" value="245000"/> |
| Number of patents received in the year | <input type="text" value="0"/> |
| Number of patents applied for in the year | <input type="text" value="0"/> |
| Number of research awards/ recognitions received by faculty and research fellows of the institute in the year | <input type="text" value="0"/> |
| Number of PhDs awarded during the year | <input type="text" value="4"/> |
| Percentage of faculty members invited as external experts/resource persons/reviewers/referees or any other significant research activities | <input type="text" value="3"/> |

Prev

Next

NAAC Institutional Quality Sustenance and Development Survey

Exit this survey

6.

SECTION IV

This section deals with Student Mentoring and Support System existing in the institution. This includes student activities, mentoring, and opportunities for development and inclusive practices.

27. Student Details and Support Mechanisms

| | |
|--|------|
| The total intake of students for various courses (Sanctioned) | 9352 |
| Actual enrollment during the year | 4409 |
| Student dropout percentage during the year | 6 |
| Success percentage in the final examination across the courses | 72 |
| Number of academic distinctions in the final examination and percentage | 81 |
| Number of students who got admitted to institutions of national importance | 42 |
| Number of students admitted to institutions abroad | 0 |
| Number of students qualified in UGC NET/ SET | 5 |
| Number of students qualified GATE/ CAT/ other examination | 3 |

(Specify)

28. Does student support mechanism exist for coaching for competitive examinations?

Yes ▼

29. Student participation, if response is yes to Qn. 27

Number of students participated

97

30. Does student counselling and guidance service exist ?

Yes ▼

31. Student participation, if answer to Qn. 29 is yes

Number of students participated

2

32. Career Guidance

Number of career guidance programmes organized

7

Percentage of students participated in career guidance programmes

410

33. Is there provision for campus placement?

Yes ▼

34. If yes to Qn. 32

Number of students participated in campus selection programmes

110

Number of students selected for placement during the year

30

35. Does gender sensitization program exist ?Yes **36. If Answer is Yes to Qn 34**Number of
programmes
organized**37. Student activities**Number of students
participated in
external cultural
eventsNumber of prizes
won by students in
external cultural
eventsNumber of cultural
events conducted by
the institute for the
studentsNumber of students
participated in
international sports
and games eventsNumber of students
participated in
national level sports
and games eventsNumber of students
participated in state
level sports and
games eventsNumber of students
participated in
university level
sports and games
eventsNumber of prizes
won by students in
international sports
and games eventsNumber of prizes
won by students in
national level sports

and games events

Number of prizes
won by students in
state level sports
and games events

Number of prizes
won by students in
university level
sports and games
events

Number of sports
and games events
conducted by the
institute for the
students

38. Composition of students

Percentage of
Scheduled Caste

Percentage of
Scheduled Tribe

Percentage of other
backward
communities

Percentage of
women students

Percentage of
physically
challenged

Percentage of rural
students

Percentage of urban
students

39. Scholarships and Financial Support

Number of students
availing financial support
from the institution

Amount disbursed as
financial support from the
institution

Number of students
awarded scholarship
from the institution

Number of students received notable national/international achievements/recognition

40. Student initiatives

Number of community upliftment programmes initiated by students

Number of literary programmes initiated by students

Number of social action initiatives based on science / environment initiated by students

Number of student research initiatives

Prev

Next

NAAC Institutional Quality Sustenance and Development Survey[Exit this survey](#)

7.

SECTION V

This section surveys the Governance and Innovation at the institution related to quality management. The educational management strategies adopted and in practice for achieving the objectives are focussed.

41. Whether perspective plan for overall developmental activities is created ?

Yes

No

42. If the answer for Qn. 40 is Yes, is the plan implemented and monitored ?

Yes




No

43. Whether benchmarking is created for institutional quality management efforts ?

Yes

No

44. If the answer to Question 42 is Yes, please list the benchmarking in various areas of development in bullet format

| | |
|--|---|
| * Students research encouraged |  |
| *Workshop for students |  |
| * Computer literacy for Non-teaching staff |  |

45. Is a Management Information System (MIS) in place ?

Yes

No

**46. If answer to question 44 is Yes, please provide details of MIS applied to
1. Administrative procedures including finance**

50. Is delegation of authority practiced

Yes

No

51. Does grievance redressal cell exist ?

Yes

No

Faculty

Students

Staff

52. Grievances received from faculty and resolved (Enter a number; 0 for nil)

Number of grievances received

Number of grievances resolved

53. Number of grievances received from students and resolved (Enter a number; 0 for nil)

Number of grievances received

Number of grievances resolved

54. Number of grievances received from other staff members and resolved (Enter a number; 0 for nil)

Number of grievances received

Number of grievances resolved

55. Has the institution conducted any SWOT analysis during the year

Yes

No

56. The SWOT analysis was done by internal or by external agency

Internal

External

57. Kindly provide three identified strengths from SWOT Analysis (in bullet format)

| |
|---|
| 1. Academic excellence 2. Sport, Cultural & Research activities. 3. Community oriented outlook. |
|---|

58. Kindly provide three identified weaknesses from the SWOT analysis (in bullet format)

| |
|--|
| 1. Fobia of English language. 2. Lack of confidence among students. 3. No space available for expansion. |
|--|

59. Kindly provide two opportunities identified from the SWOT analysis (in bullet format)

| |
|---|
| 1. Research centre development. 2. Scope for Career oriented programme |
|---|

60. Kindly provide two identified challenges/threats from SWOT analysis (in bullet format)

| |
|---|
| 1. Lack of students interest in basic education. 2. No. of new colleges opening in area. |
|---|

61. Identify any significant progress made by the institution towards acheiving the goals and objectives during the year (list below in bullet format)

| |
|---|
| No. of Meritorious students enhanced progressively. |
|---|

62. How do you perceive the role of NAAC in the quality development of your institution (Suggestions in bullet format to be given below)

| |
|--|
| 1. Recommendation & suggestion of PEER team are helpful in improvement. |
| 2. Significant research awareness developed among |

2. Student admission**3. Student records****4. Evaluation and examination procedures****5. Research administration****6. Others****(enter the respective details corresponding to the serial numbers)**

| | |
|---|-------------------------------------|
| 1.MIS is not used for Administrative procedure. | <input type="checkbox"/> |
| 2.Student admission is through MIS. | <input checked="" type="checkbox"/> |
| 3.Student record is maintained. | <input checked="" type="checkbox"/> |

47. Existence of learning resource management

Yes

No

e-database in library

ICT and smartclass
roome-learning sources
(e-Books, e-
Journals)Production of
teaching modulesInteractive learning
facilities**48. Internal resource mobilization : Kindly provide the amount contributed**

| | |
|-----------------------------|------------------------------------|
| Research | <input type="text" value="17525"/> |
| Consultancy and training | <input type="text" value="0"/> |
| Student contribution | <input type="text" value="0"/> |
| Alumni contribution | <input type="text" value="48000"/> |
| Wellwishers | <input type="text" value="50000"/> |

49. Infrastructure and welfare spending: Please specify the amount

| | |
|---|--------------------------------------|
| Amount spent for infrastructure development | <input type="text" value="9127192"/> |
| Amount spent for student welfare | <input type="text" value="300000"/> |
| Amount spent for staff welfare | <input type="text" value="400000"/> |

NAAC Institutional Quality Sustenance and Development Survey

Exit this survey

8.

[Empty text box]

CONCLUDING REMARKS

This exercise is intended to make a self analysis of the quality development of the institution during the year. The perspective plan and implementation for every year is to be documented and analysed to get a cumulative index for the period of accreditation and reaccreditation. Any substantial changes / initiative in this direction is to be separately listed. The best practices in various areas can be listed as a separate annexure. The data will be used to create a quality profile based on the total score index arrived at and this would help to map the institutions' strengths and areas of improvement.

NAAC will provide feedback and a quality profile based on analysis of your inputs if you desire so.

Thank you for your participation.

Prev

Done

Posted on 20/09/2012

at 4:00 pm

from Chemistry Computer

(Signature)
20/9/12
(S.V. Madhamshettiwar)